

Erica Synths BBD Delay/Flanger

Bill of Materials


Assembly guide can be found here: github.com/erica-synths/diy-eurorack

Page 1 of 6

CONTROL BOARD

DIODES

1N4148: VD4, VD5, VD6, VD8, VD9, VD11, VD12, VD13, VD14, VD15, VD16, VD17, VD18, VD19, VD20, VD21, VD25, VD26, VD27, VD28



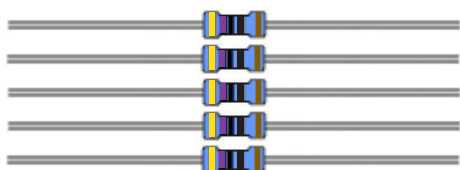
1N4001: VD2, VD3



Total: 22

RESISTORS (1/4 Watt, 1%)

470: R26, R27, R36, R73, R74




4.7k: R31, R71



RESISTORS (1/4 Watt, 1%)


10k: R12, R20, R32, R35, R40, R52, R59, R60



24k: R72




33k: R25, R43, R45, R46, R53, R78, R79



56k: R24



100k: R9, R23, R28, R29, R30, R33, R34, R67, R68



Total: 33

Erica Synths BBD Delay/Flanger

Bill of Materials

CONTROL BOARD

INDUCTORS

Ferrite Bead: L1, L2



Total: 2

INTEGRATED CIRCUITS & SOCKETS

8 Pin Dip Socket: DA3



14 Pin Dip Socket: DA1



Total: 4

TL072



TL074



CAPACITORS

10nF Ceramic: C24



22nF Ceramic: C22



0.1µF Ceramic: C3, C4, C5, C6, C9, C10



Total: 18

FUSES

400mA Resettable Fuse: VR1, VR2



Total: 2

DIODES

3mm Red LED: VD7, VD10



Total: 2

CONNECTORS

10 Pin Shrouded Header: XP1



1x10 Pin Socket: XS8, XS9




Total: 3

CAPACITORS

47µF Electrolytic: C1, C2



10µF Non-Polarized Electrolytic: C13, C17, C18, C32, C33



220pF Ceramic: C28



680pF Ceramic: C27



5.6nF Ceramic: C26



TRANSISTORS

2N3904: VT3



Total: 1

Erica Synths BBD Delay/Flanger

Bill of Materials

CONTROL BOARD

JACKS

3.5mm Mono Jacks: XS1, XS2, XS3, XS4, XS5, XS6, XS7



Total: 7

SWITCHES

SPDT Sub-Mini ON/OFF/ON: SW1, SW2



DPDT Sub-Mini ON/OFF/ON: SW3



Total: 3

DIODES

3mm Yellow LED: VD1

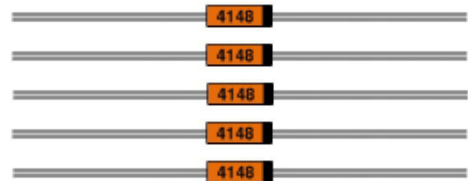


Total: 1

LOGIC BOARD

DIODES

1N4148: VD22, VD23, VD24, VD29, VD30



Total: 5

POTENTIOMETERS

A100k Vertical Solid Shaft: R5



B100k Vertical Solid Shaft: R1, R3, R4, R6



B250k Vertical Solid Shaft: R2



Total: 6

RESISTORS (1/4 Watt, 1%)

560: R69



1k: R17



2.2k: R62



3.3k: R47, R66, R75, R77



Erica Synths BBD Delay/Flanger

Bill of Materials

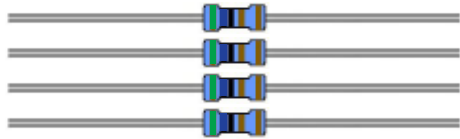
LOGIC BOARD

RESISTORS (1/4 Watt, 1%)

3.9k: R10



5.6k: R14, R38, R41, R70



8.2k: R13



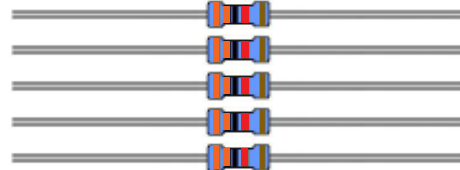
15k: R15, R16, R22



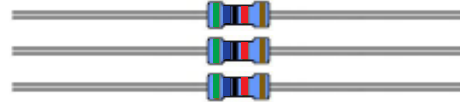
22k: R18



33k: R48, R51, R55, R58, R65



56k: R54, R61, R76



100k: R11, R21, R39, R42, R49



Total: 30

INTEGRATED CIRCUITS & SOCKETS

8 Pin Dip Socket: DD2



V3102



14 Pin Dip Socket: DD1, DA2, DA4



V3205SD



TL074



CD4011



Total: 8

CAPACITORS

3.3 μ F Electrolytic: C21, C29, C30



47pF Ceramic: C37



220pF Ceramic: C36



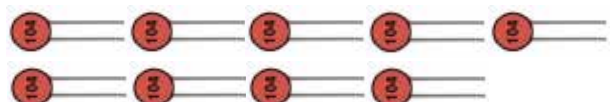
1nF Ceramic: C20, C34



2.2nF Ceramic: C19



100nF/0.1 μ F Ceramic: C7, C8, C11, C14, C16, C23, C25, C31, C35



Erica Synths BBD Delay/Flanger

Bill of Materials

LOGIC BOARD

CAPACITORS

10 μ F Non-Polarized Electrolytic: C12



22 μ F Electrolytic: C15



Total: 19

TRANSISTORS & VOLTAGE REGULATORS

2N3904: VT1, VT2



LM317L: DA5



Total: 3

POTENTIOMETERS

B10k Single Turn Trim Pot: R7



B100k Single Turn Trim Pot: R8



Total: 2

CONNECTORS

1x10 Pin Header: XP2, XP3



Total: 2

OTHER

HARDWARE

2.5mm Screws



3mm Screws



11mm Standoff



Total: 11

KNOBS

19mm Small Black Knob



28mm Large Black Knob



Total: 6

POWER CABLES

10 to 16 Pin Power Cable



Total: 1

Erica Synths BBD Delay/Flanger

Bill of Materials

OTHER

PCB & PANEL



Total: 3