


# Erica Synths Delay Bill of Materials

Assembly guide can be found here: [github.com/erica-synths/diy-eurorack](https://github.com/erica-synths/diy-eurorack)

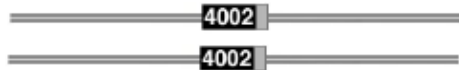
Page 1 of 5

## DIODES

1N4148: VD2, VD5, VD7, VD9, VD18, VD25, VD29



1N4001 or 1N4002: VD3, VD4



Total: 9

## INTEGRATED CIRCUITS & SOCKETS

16 Pin Dip Socket: DA16

LM13700



TLP781F: U1



Total: 9

## INDUCTORS

Ferrite Bead: L1, L2



Total: 2

## CAPACITORS

22 $\mu$ F Non-Polarized Electrolytic: C28, C71



47 $\mu$ F Electrolytic: C2, C3



47pF Ceramic: C70



100pF Ceramic: C67-C68



470pF Ceramic: C56, C57



10nF Ceramic: C12



1 $\mu$ F Ceramic: C16, C18



## INTEGRATED CIRCUITS & SOCKETS

14 Pin Dip Socket: DA5, DA6, DA7

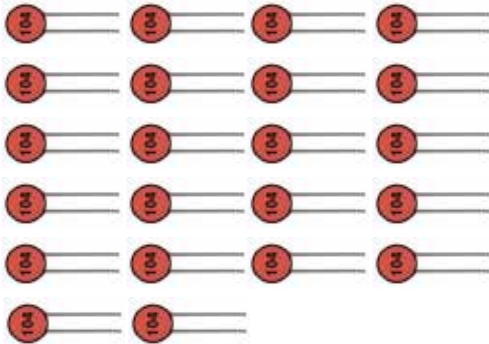
TL074



# Erica Synths Delay Bill of Materials

## CAPACITORS


0.1 $\mu$ F Ceramic: C1, C4, C5, C6, C7, C8, C9, C10, C11, C13, C14, C15, C17, C19, C20, C23, C24, C26, C59, C61, C63, C64



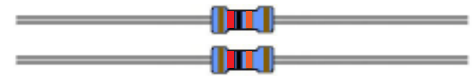
Total: 34

## RESISTORS (1/4 Watt, 1%)- All Stand-Up

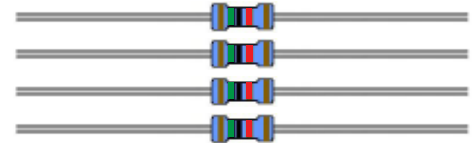
10k: R7, R9, R14, R15, R16, R32, R38, R39, R40



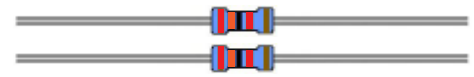
12k: R90, R91



15k: R98, R99, R117, R133



24k: R115, R119



33k: R136, R137



47k: R6, R142, R143, R144



130k: R22



140k: R83



## RESISTORS (1/4 Watt, 1%)- All Stand-Up

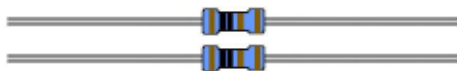
330: R17, R42, R44, R52



470: R86, R103, R105, R111, R113



1k: R18, R102




2.2k: R96, R97



# Erica Synths Delay Bill of Materials

## RESISTORS (1/4 Watt, 1%)- All Stand-Up

100k: R5, R12, R13, R23, R24, R29, R31, R33, R45, R48, R65, R84, R88, R118, R121, R145



Total: 54

## TRANSISTORS/VOLTAGE REGULATORS

2N3904: VT1, VT2



2N3906: VT10, VT11



LM4040: VD30



Total: 5

## CONNECTORS

1x8 Pin Socket: XS7, XS9



1x8 Pin Header: XP3, XP5



1x10 Pin Socket: XS8



1x10 Pin Header: XP4



Total: 6

## FUSES

400mA Resettable Fuse: VR1, VR2



Total: 2

## BOARDS

MCU:



Total: 1

## CONNECTORS

10 Pin Header: XP1



Total: 1

## SWITCHES

SPDT Sub-Mini ON-ON: SW5



Total: 1

# Erica Synths Delay Bill of Materials

## POTENTIOMETERS

100Ω Single Turn Trim Pot: R107, R108



A100k Vertical Mount: R2



B100k Vertical Mount : R1, R3, R4



Total: 6

## SWITCHES

Black Momentary Tact Switch: SW1, SW2, SW3, SW4



Total: 4

## OTHER

### KNOBS

19mm Small Black Knob



28mm Large Black Knob



Total: 4

## JACKS

3.5mm Mono Jacks: XS1, XS2, XS3, XS4, XS5, XS6



Total: 6

## HARDWARE

2.5mm Screws

3mm Screws



Total: 8

## DIODES

3mm Yellow LED: VD11, VD19, VD20, VD21



Total: 4

# Erica Synths Delay Bill of Materials

## OTHER


### POWER CABLES

10 to 16 Pin Power Cable



Total: 1

### PCB & PANEL



Total: 2