

Erica Synths Dual VCA II Bill of Materials


Assembly guide can be found here: github.com/erica-synths/diy-eurorack

Page 1 of 4

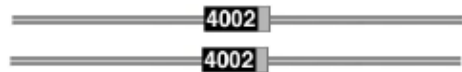
CONTROL BOARD

DIODES

1N4148: VD3-VD16



1N4001 or 1N4002: VD1, VD2




Total: 16

RESISTORS (1/4 Watt, 1%)

470Ω: R39*, R49*, R60



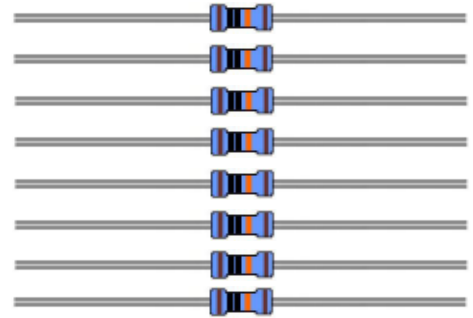
10k: R3-R6, R57, R58



* Stand-up Resistor

RESISTORS (1/4 Watt, 1%)

100k: R38, R48, R52-R56, R59



Total: 17

INDUCTORS

Ferrite Bead: L1, L2



Total: 2

CAPACITORS

10μF Electrolytic*: C17



10μF Electrolytic 25V Non-Polar*: C1, C2, C15, C19, C23



47μF 25V Electrolytic: C3, C4



0.1μF Ceramic: C5, C6, C18, C22



Total: 12

*Lay Sideways on Board

Erica Synths Dual VCA II Bill of Materials

CONTROL BOARD

CONNECTORS

10 Pin Shrouded Header: XP1



1x8 Pin Socket: XS7-XS10



Total: 5

FUSES


400mA Resettable Fuse: VR1, VR2



Total: 1

VOLTAGE REGULATORS

78L10: DA4



Total: 1

JACKS

3.5mm Mono Jacks: XS1-XS6, XS11



Total: 7

POTENTIOMETERS

B100k Vertical Solid Shaft: R1, R2



Total: 2

SWITCHES

SPDT Sub-Mini ON-ON: SW1



Total: 1

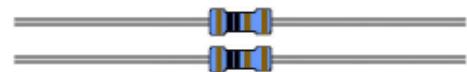
LOGIC BOARD

RESISTORS (1/4 Watt, 1%)

Resistor Lead: R22, R23



1k: R9, R10



10k: R16, R50



15k: R14



Erica Synths Dual VCA II Bill of Materials

LOGIC BOARD

RESISTORS (1/4 Watt, 1%)

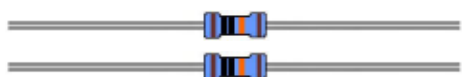
39k: R15



56k: R24, R30, R36, R46, R47, R51



100k: R12, R13



Total: 16

CONNECTORS

1x8 Pin Header: XP2-XP5



Total: 4

POTENTIOMETERS

10k Single Turn Trim Pot: R18-R21



Total: 4

INTEGRATED CIRCUITS & SOCKETS

8 Pin Dip Socket:



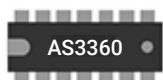
TL072: DA1, DA2, DA6



14 Pin Dip Socket:



AS3360: DA3



Total: 8

CAPACITORS

56pF: C13, C16



5nF: C14



0.1µF Ceramic: C7-C12, C20, C21



Total: 11

OTHER

HARDWARE

2.5mm Screws

3mm Screws



11mm Standoff



Total: 7

Erica Synths Dual VCA II Bill of Materials

OTHER

KNOBS

19mm Black Knob



Total: 2


POWER CABLES

10 to 16 Pin Power Cable



Total: 1

PCB & PANEL



Total: 3